




# Lemur Activity Guide

for celebrating the World Lemur Festival and  
teaching zoo guests and students about lemurs

**Thank you for raising awareness for lemurs and their  
conservation!**

- Please **review** the activities in this packet and **commit** to using at least one activity with your zoo visitors, students, or group for World Lemur Day, the last Friday of October.
- These activities are formatted to be printed directly from this guide.
- Please **share** your activity on social media so everyone can see how you celebrate World Lemur Day.
- Feel free to **use** these activities all year long!



# Table of Contents

	Page/Link	Age	Time
<b>Activities</b>			
Leap like a Lemur	3	All	1-2 min
Citizen Science: Ethogram	4-5	10+	5-10min
“I am a Lemur” Poem	6-7	6+	~5 min
Lemur Card Games Overview	8	Adults	N/A
Memory Matching Card Game	9	6+	~ 5 min
Trait Matching Card Game	10	10+	5-10 min
Lemur Species Ball Game	11	6+	10+ min
Trivia Game	12-14	10+	5-10 min
Lemur Survival Board Game	15-20	10+	5-10 min
Masks	21-26	6+	5-10 min
Coloring Sheets	27-40	3+	5-10 min
<b>More Resources</b>			
Fun Facts Flyer to Display at Events	41	Adults	N/A
World Lemur Day Logo and Resources	<a href="#">Web Link</a>	Adults	N/A
More Teaching Resources	<a href="#">Web Link</a>	3-12	various
<b>Video on Seed Dispersal:</b> Lemurs, Gardeners of the Forest	<a href="#">YouTube Link</a>	6+	3 min
Lemur Species Fact Sheets	<a href="#">Web Link</a>	6+	5-10 min
10 Facts about Lemurs	<a href="#">Web Link</a>	6+	5-10 min
Conservation Threats and Solutions	<a href="#">Web Link</a>	10+	5-10 min

# Leap Like a Lemur


Educational activity that can be learned at or separate from an animal habitat.

## Time and Audience

- **Target Audience:** All Ages
- **Number of Players:** Any
- **Time:** 1-2 Minutes

## Learning Goals

- **Know:** Lemurs are adapted for locomotion and their environment.
- **Feel:** Connected to lemurs through understanding of the similarities and differences with humans.
- **Do:** Learn more about lemurs through questions and engagement with staff.



## Instructions

1. Ask participants what they know about lemurs and their habitat.
2. If at an animal habitat, take time to point out elements of the habitat relating to lemur behavior, particularly climbing structures.
3. Ask participants, "How far do you think a lemur can jump?" and "How high do you think a lemur can jump?".
4. If participants are able and space is available, have them try jumping as far and high as they can.
5. Lemurs like ring-tailed lemurs can jump over 30 feet in length and almost 10 feet in height! Use a tape measure or other pre-made reference to help provide context to how incredible these leaps are.

# Citizen Science: Ethogram

In this activity, participants document lemur behaviors while observing for several minutes. These observations can contribute to the scientific study of lemur behavior.


## Time and Audience

- **Target Audience:** Ages 10+
- **Number of Players:** 1-4
- **Time:** 5-10 Minutes




## Learning Goals

- **Know:** Lemurs have a variety of behaviors.
- **Feel:** Connected to the lemur species they are observing.
- **Do:** Pledge to do their part to support lemur conservation.



## Instructions

1. Make copies of the observation sheet found on the next page.
2. Attach sheets to clipboards and provide a pencil.
3. Ask participants to observe a specific lemur and tally each time they observe their lemur performing a behavior of a lemur.
4. Collect the sheets at the end of the session.
5. Discussion:
  - a. Discuss as a group the types of behaviors you saw, and what surprised you about the lemurs' behavior. Did they do a certain activity more or less than you were expecting? Did different animals have different behaviors?
  - b. If your zoo has a researcher that is conducting animal behavior research, share it with them and discuss your findings.



### ETHOGRAM ACTIVITY

Date: \_\_\_\_\_

Scientific Name: \_\_\_\_\_

Common Name: \_\_\_\_\_

Individual (distinguishing features):

---

---

---

Write in your own behaviors.

TIME (min.)	Climbing	Eating Drinking	Leaping	Playing	Sitting	Sleeping		
0-1								
1-2								
2-3								
3-4								
4-5								
5-6								
6-7								
7-8								
8-9								
9-10								

Observation Notes: \_\_\_\_\_

---

---

---

# “I Am a Lemur” Poems

Write your own educational poem about lemur species and their habitat. Connect with lemurs by learning more about what makes them unique!

## Time and Audience

- **Target Audience:** Ages 6+
- **Number of Players:** Any
- **Time:** ~5 Minutes



## Learning Goals

- **Know:** Each lemur species has special adaptations and are important in their natural environment.
- **Feel:** Connected to lemurs by understanding what makes them unique and special.
- **Do:** Create a poem connecting to the special adaptations of lemurs.



## Instructions

1. Prompt participants to create a poem about a lemur species or part of their natural habitat.
2. Participants can create their own poem fully on their own or with help following a structure like the one provided on the next page. If you have our Lemurs! card game, give one species card to each player. Players can use their species card to inspire their poems!
3. Prompt participants to engage further by acting out or drawing their species.
4. Try to guess what type of animal is being described in the poem based on the clues given!

# “I Am a Lemur” Poems

## Structure of “I Am” Poems and an Example Poem

### “I am” Poem Structure

- *I am a (lemur, plant, reptile, etc.)*
- *Physical description (3 things)*
- *Behavior (1 or 2 things)*
- *Range (Where it lives)*
- *I am a (herbivore, insectivore, carnivore, omnivore) and I eat (name foods)*
- *What am I?*

### “I am” Example Poem

*I am a lemur.*

*I have a gray body and a fluffy, black and white striped tail.*

*I like to sunbathe in the mornings and cuddle with my family.*

*I live in spiny and dry forests in Madagascar.*

*I am an omnivore and I eat flowers, leaves and insects.*

*What am I?*



***You are a ring-tailed lemur!***

# Lemurs! Card Games

## *Ages 6 to Adult*

Our Lemurs! card game box includes 94 cards, including 29 lemur species flashcards, and instructions for 6 games.

Order the game on our website. One game box costs \$40 plus shipping.

Conservation organizations, zoos, and teachers who want to use the card games: please email us at [lemurconservationnetwork@gmail.com](mailto:lemurconservationnetwork@gmail.com). You may be eligible to receive it for free!



Find instructions for all 6 games in your game box or learn how to play in our [Youtube Tutorials](#).

[Learn more about our Lemurs! card games](#)



# Lemurs! Card Games

## *Lemur Memory Matching Game*

In this game, players will learn about different types of lemurs by matching **species** cards.

### Time and Audience

- **Target Audience:** Ages 6+
- **Number of Players:** 1 to 6
- **Time:** ~5 Minutes

### Learning Goals

- **Know:** There are many species of lemur found in Madagascar.
- **Feel:** Curious about how many and how different the lemur species are.
- **Do:** Ask questions and learn more about the different species.



### Instructions

1. Randomly lay Lemur species cards face down on a table
  - For shorter games or younger children, fewer species cards can be used.
2. Have the player flip over a card, looking at the lemur shown. Discuss what this lemur is.
3. If both cards match, that player “keeps” the cards as a point.
4. Players take turns trying to match the cards until no more remain.
5. Whoever made more matches wins the game.
6. *Discussion:*
  - a. Did you know there were this many species of lemurs?
  - b. What do you think makes them all so different?
  - c. What else would you like to learn about the lemurs you matched?

# Lemurs! Card Games

## *Lemur Trait Matching Game*

In this game, players will learn more about lemur adaptations by matching a lemur with 3 different **trait** cards about the species.

### Time and Audience

- **Target Audience:** Ages 10+
- **Number of Players:** 1 to 4
- **Time:** 5-10 Minutes

### Learning Goals

- **Know:** Each species is specially adapted to their habitat and ecological niche.
- **Feel:** Curious about how many and how different the lemur species are.
- **Do:** Ask questions and learn more about the different species.



### Instructions

1. Have each player pick 2-3 lemur cards to start.
2. Mix up the **species** and **trait** cards and place the cards face down on the table.
3. Draw 1 card each from the top of the deck until you have 5 cards.
4. For each turn, players may choose to draw from the top of the discard pile or discard a **Species** or **Trait** card and draw from the stack of cards.
5. Each player will try to match 3 traits with one of their species. The player who finds 3 traits for a species first wins!
6. Discussion:
  - a. Do you know what all of these traits mean?
  - b. What was the most interesting trait you saw during the game?
  - c. Why do you think that trait is important for the lemur?
  - d. Why is that trait important for their environment?

# Lemurs! Card Games

## *Lemur Species Ball Game*

This game uses a ball and species cards to help children learn about lemurs in a fun and memorable way.

### Time and Audience

- **Target Audience:** Ages 6+
- **Number of Players:** 3 to 10
- **Time:** 10+ Minutes

### Learning Goals

- **Know:** There are many species of lemur found in Madagascar.
- **Feel:** Curious about how many and how different the lemur species are.
- **Do:** Ask questions and learn more about the different species.



### Supplies

Ball, Lemur species cards, phone or other way to play music

### Instructions

1. Show participants the species cards and explain how to use them to learn about a lemur's food, habitats, and more.
2. Select 1 or more songs to play. You could choose songs like "Move It, Move It!" from the Dreamworks Madagascar movies.
3. Arrange participants in a circle and place a stack of species cards in the middle.
4. When the music starts, the participants pass the ball around the circle.
5. When the music stops, the person holding the ball picks a species card. They show and tell everyone about the lemur.
6. Encourage everyone to ask questions and share thoughts after each card.

# Lemur Trivia

In this activity, participants will learn some fun facts about lemurs.

## Time and Audience

- **Target Audience:** Ages 10+
- **Number of Players:** Any
- **Time:** 5-10 Minutes

## Learning Goals

- **Know:** Lemurs live in Madagascar and have some characteristics that make them unique.
- **Feel:** Surprised by lemur facts.
- **Do:** Share their new knowledge of lemurs with others.



## Instructions

1. Print the cards on the next two pages.
2. Cut in half horizontally.
3. Fold in half vertically to have questions and answer on the front and back.
4. Laminate if desired.
5. Use the cards as a trivia game.



Which lemur species settles their arguments with stink?


The ring-tailed lemurs



What important role to lemurs have in the forest?

- eat the aggressive insects
- disperse seeds
- dig burrows used by other animals

Lemurs disperse seeds, which creates the forest.



**The indri lemur will mark its territory by**

- singing
- beating their chests
- rubbing on trees
- the same way dogs do

Indri lemurs sing to let others know this is their territory





According to the 2020 IUCN Red List, what percentage of lemur species is endangered?

- a. 32%
- b. 50%
- c. 83%
- d. 98%


98% of lemur species are endangered



What can you do to help lemurs?

- Drive the speed limit
- Adjust thermostat -1 degree in winter and +1 degree in summer
- Eat less meat
- Buy toilet paper with 100% recycled paper products
- All of the above

All of the above. Doing anything to reduce your carbon footprint helps lemurs




**True or False**

Lemurs are native to Madagascar and nowhere else in the world.

**True**

about 90% of the island's fauna and flora is found nowhere else



# Lemur Survival Board Game

In this game, players will learn about what threatens lemurs and what conservation efforts are in place.

## Time and Audience

- **Target Audience:** Ages 10+
- **Number of Players:** 1-4
- **Time:** 5-10 Minutes



## Learning Goals

- **Know:** Conservation threats and solutions for lemurs.
- **Feel:** Sympathetic toward the plight of lemurs and hopeful about conservation efforts.
- **Do:** Pledge to do their part to support lemur conservation.



## Instructions

### *Set up*

- Make two-sided copies of the board game and game cards shown on the next few pages of this guide.
- Gather dice and stones or other items to use as markers.
- Game can be played at a small table at the enclosure or in a classroom.

### *Discussion:*

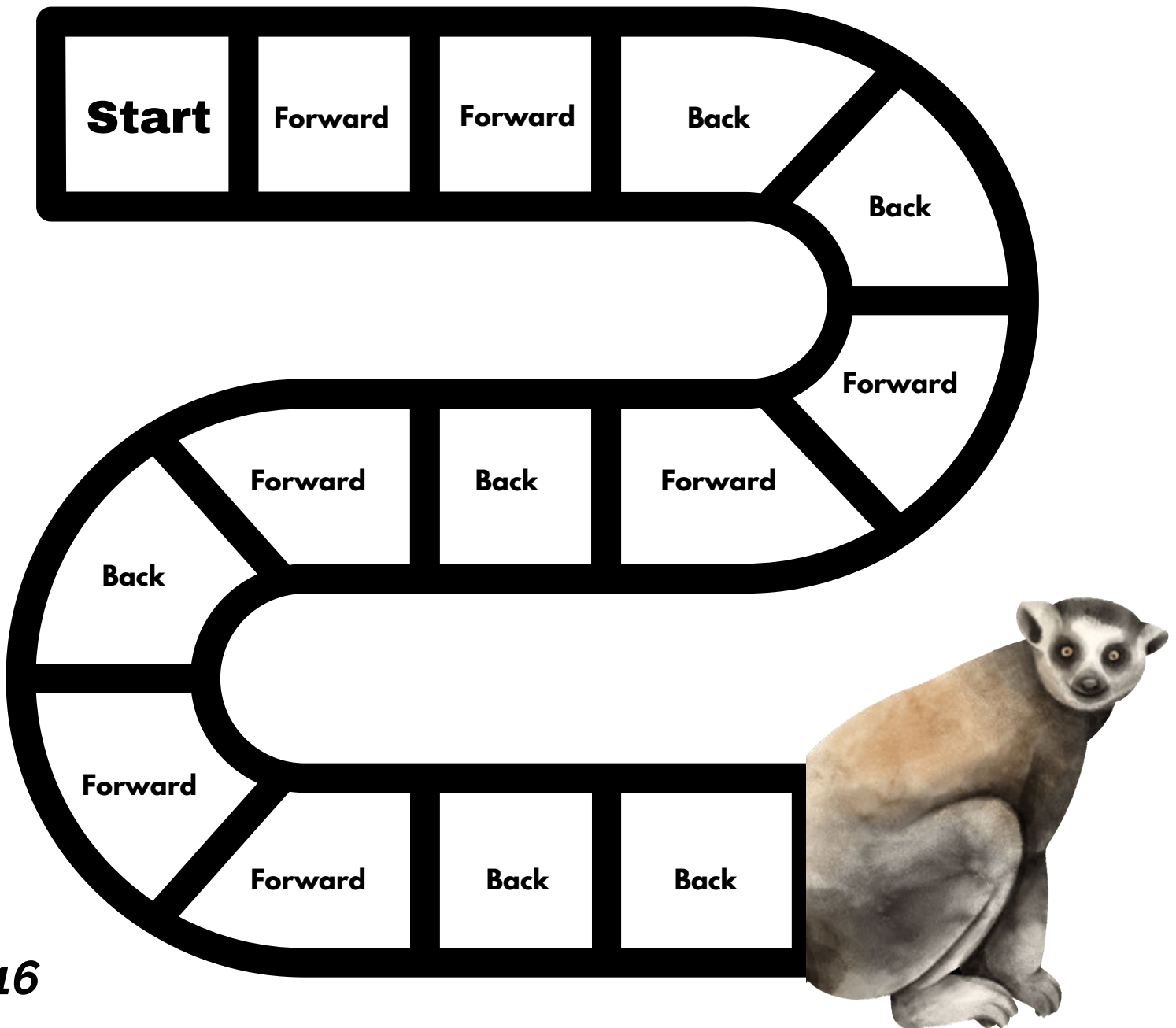
- Did any of the conservation threats surprise you? Any of the solutions?
- Brainstorm ways that you can help lemurs.
- Visit the Lemur Conservation Network website to learn more about conservation threats and solutions for lemurs.

# Lemur Survival Board Game



## Instructions

1. Place your marker on the tip of the lemur tail.
2. Roll the dice.
3. Move your marker the number on the dice.
4. Draw the forward or back card as indicated by the space you landed on.
5. Read and follow the directions on the card. That is the end of your turn.
6. Continue taking turns rolling the dice, moving your marker, drawing the card, and following the directions on the card. Whoever gets to the lemur first wins!







Forward



Forward



Forward



Forward



Forward



Forward

Reforestation is replenishing the trees.  
Move forward 3 spaces.

Research is being conducted to investigate problems with invasive species.  
Move forward 2 spaces.

A baby lemur was born in a captive breeding program in a zoo increasing the lemur population.  
Move forward 3 spaces.

More people are learning about the endangered status of lemurs and are choosing to help.  
Move forward 4 spaces.

Fire prevention techniques are implemented to save habitat in Madagascar.  
Move forward 1 space.

Jobs in conservation and ecotourism employ local people in Madagascar.  
Move forward 3 spaces.



**Back**



**Back**



**Back**



**Back**



**Back**



**Back**

A lemur has been poached for the illegal pet trade.

Move back 3 spaces.

Drought is reducing lemur's food supply.

Move back 2 spaces.

A typhoon destroyed lemur habitat.

Move back 2 spaces.

Invasive species have taken over lemur habitat.

Move back 2 spaces.

Humans have moved into lemur habitat because theirs became uninhabitable.

Move back 2 spaces.

A lemur was poached for food due to food scarcity for humans.

Move back 3 spaces.

# Lemur Masks

In this activity, participants color lemur masks and parade around the zoo or classroom as lemurs.

## Time and Audience

- **Target Audience:** Ages 5+
- **Number of Players:** Any
- **Time:** 5-10 Minutes



## Learning Goals

- **Know:** The coloration and facial features of different species of lemurs.
- **Feel:** Connected to and curious about the lemur they create a mask of.
- **Do:** Share their mask with others to raise awareness about lemurs, and learn more about their lemur species.



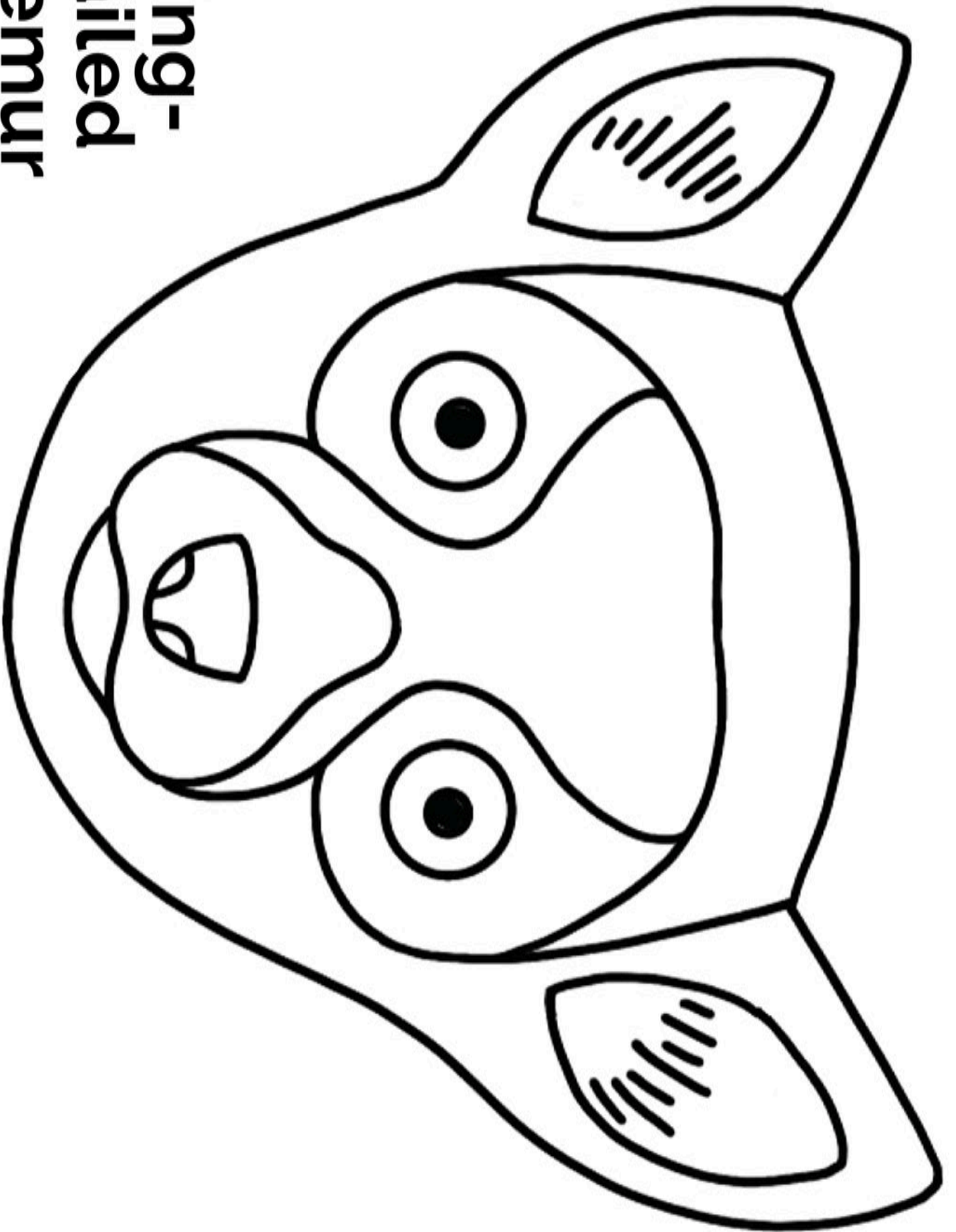
## Supplies

Card stock or thick paper, Popsicle sticks, Masking tape, Scissors, Crayons

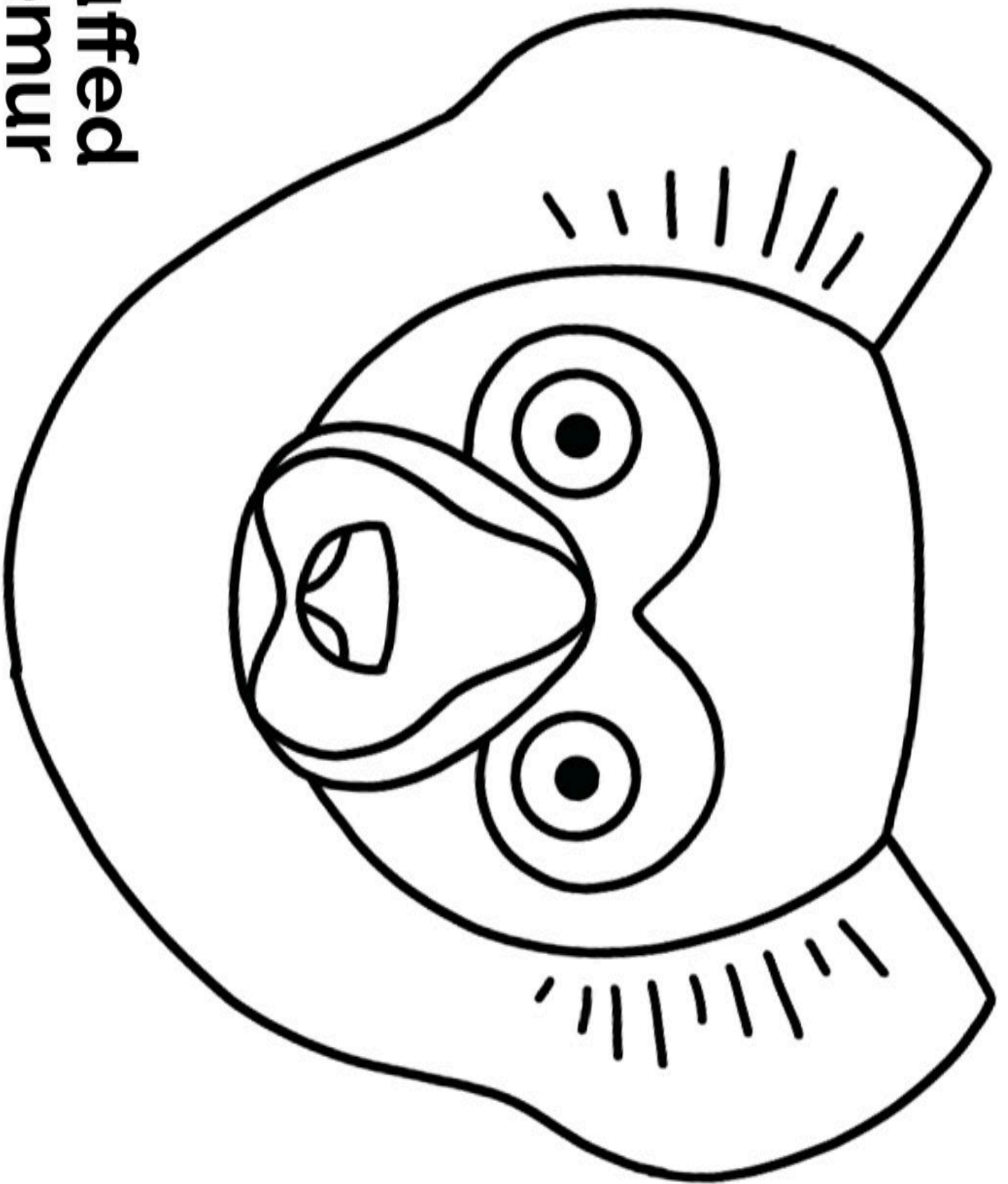
## Instructions

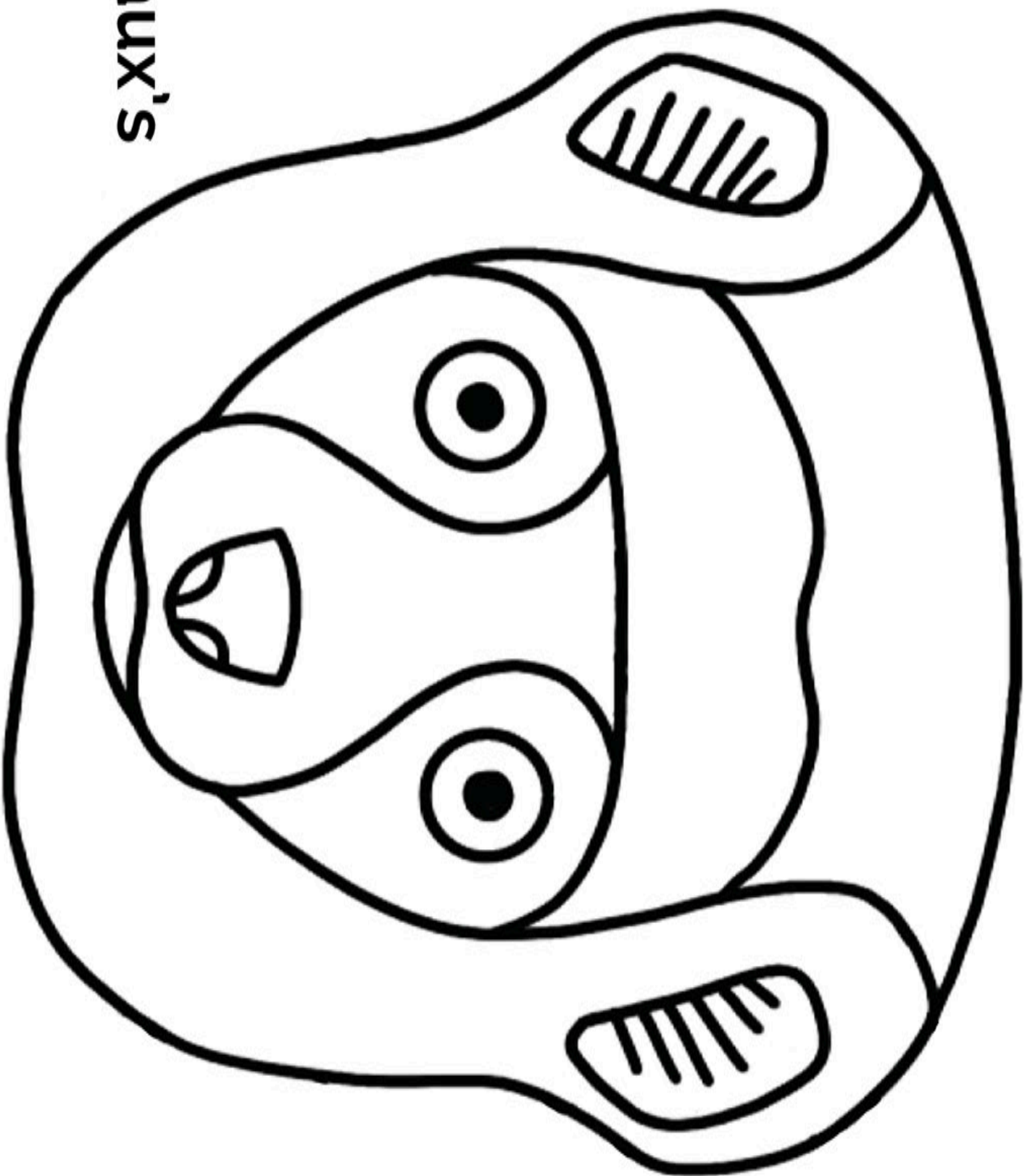
1. Print the masks on the next few pages onto card stock or thick paper.
2. Provide crayons and ask guests to color the lemur masks.
3. Provide photos or species cards from our game to use as reference.
4. Cut out the mask.
5. Tape a popsicle stick to the back of the mask and hold the mask to your face.
6. Parade around the zoo or classroom as lemurs!
7. Discussion:
  - a. How are the faces of these lemurs similar? How are they different?

**Ring-  
tailed  
Lemur**



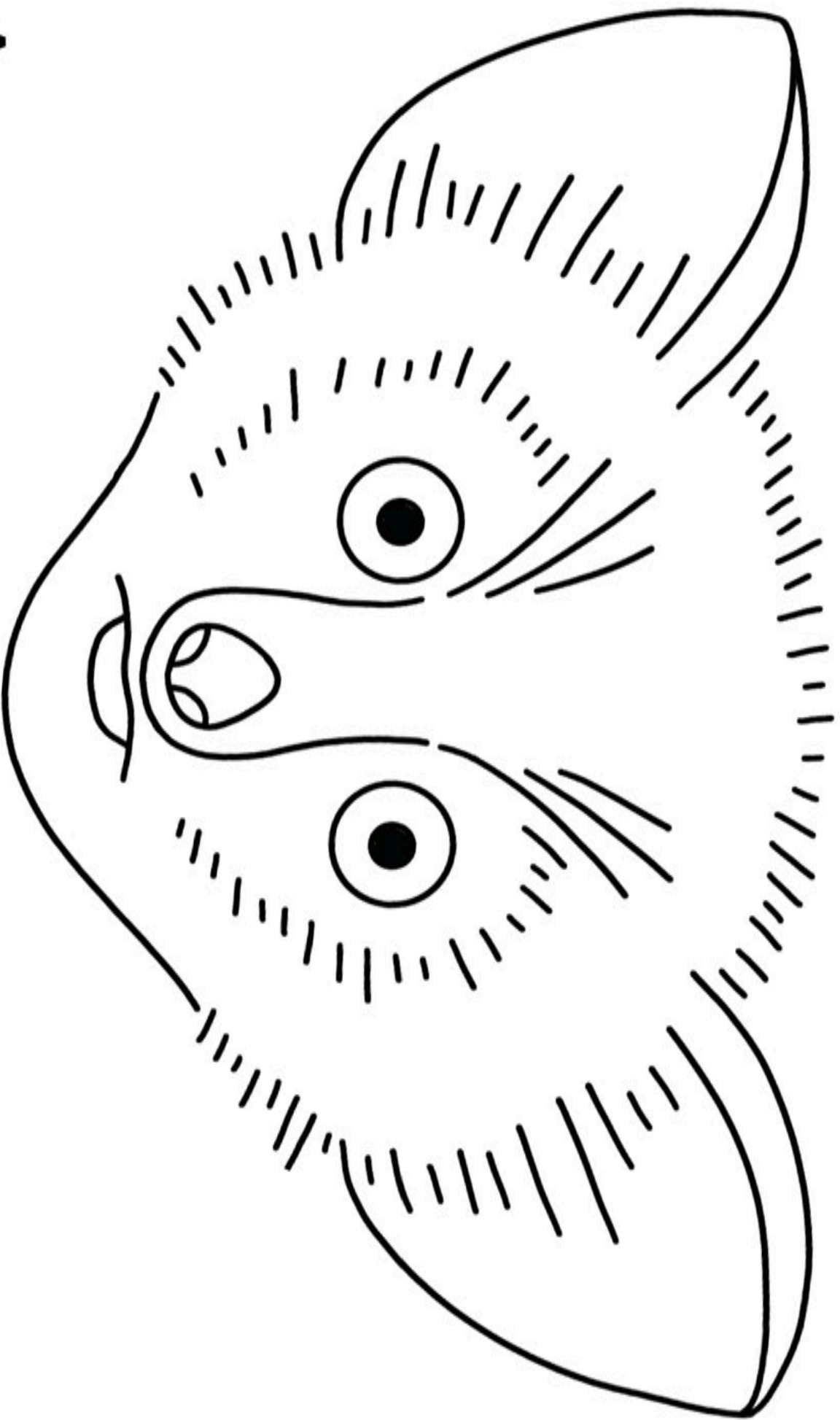
**Ruffed  
Lemur**





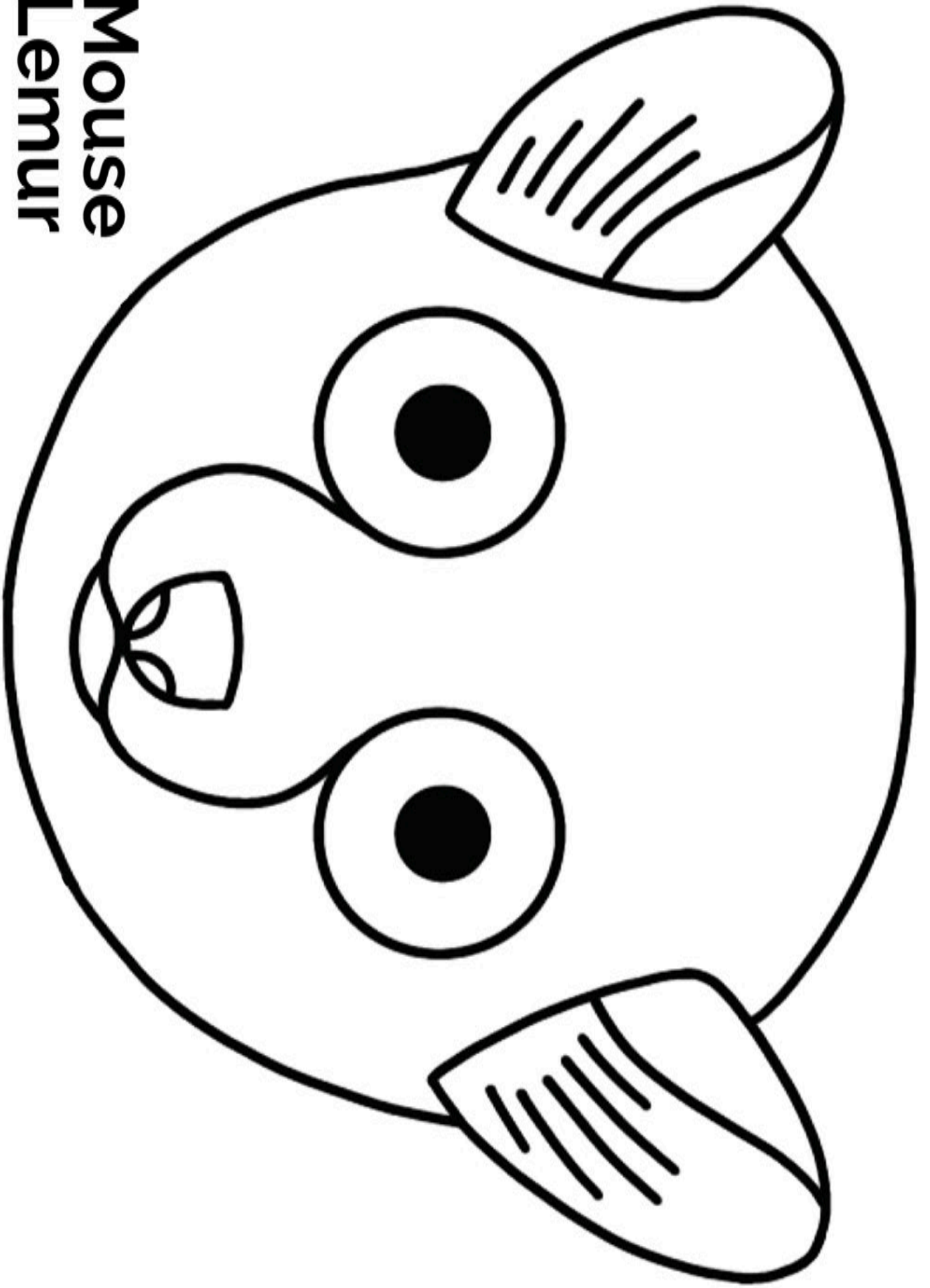
**Verreaux's  
Sifaka**





**Aye-aye**

Mouse  
Lemur



# Lemur Coloring Sheets

In this activity, the young and young at heart can color several species of lemurs.

## Time and Audience

- **Target Audience:** Ages 3+
- **Number of Players:** Any
- **Time:** 5-10 Minutes

## Learning Goals

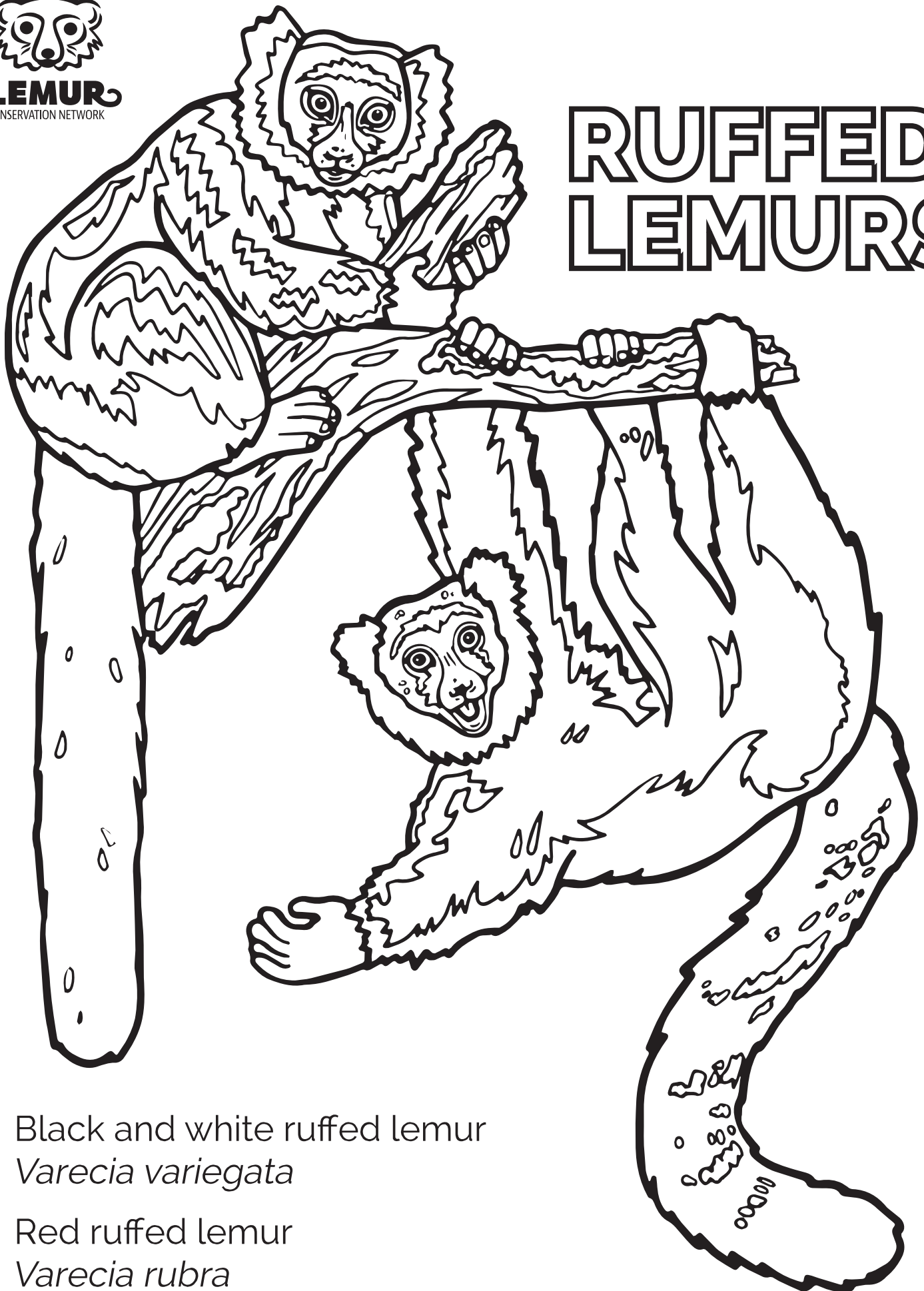
- **Know:** The coloration of different species of lemurs.
- **Feel:** Curious about the different colors and shapes of lemurs.
- **Do:** Share their coloring project with others to increase awareness of lemurs.



## Instructions

1. Print the coloring sheets on the next few pages.
2. Provide crayons and ask guests to color the lemurs.
3. Provide photos or species cards from our game to use as reference.
4. Discussion:
  - a. Which lemur do you think is the cutest?
  - b. What do you think lemur hair feels like?
  - c. Why do you think there are so many different kinds of lemurs?
  - d. Discuss the different names for each lemur. Why would an animal have more than one name?

# RUFFED LEMURS




Black and white ruffed lemur  
*Varecia variegata*


Red ruffed lemur  
*Varecia rubra*

# RING- TAILED LEMUR

*Lemur catta*

Malagasy: Maki





# BLACK and WHITE RUFFED LEMUR

*Varecia variegata*

Malagasy: Varijatsy



# AYE-AYE

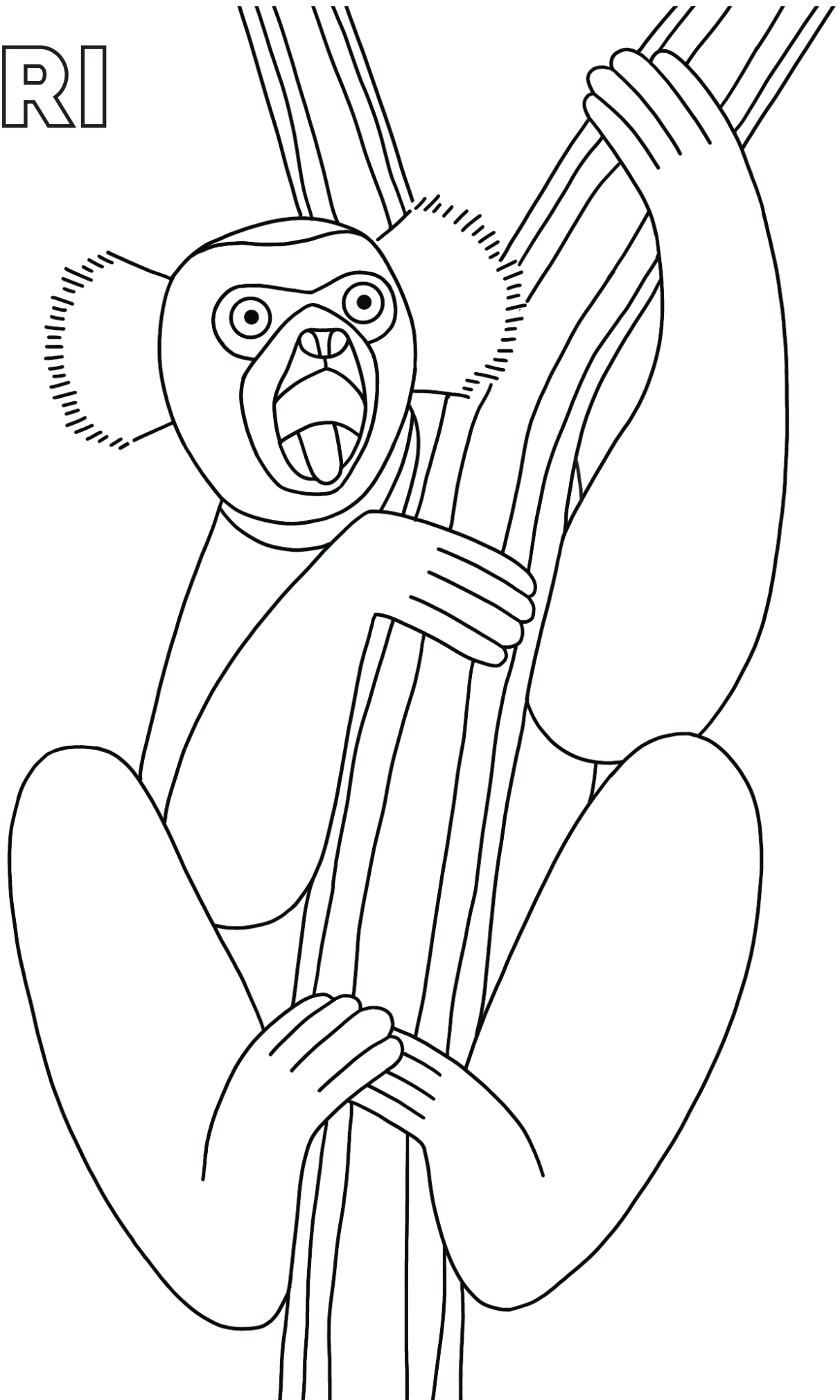
*Daubentonia  
madagascariensis*

Malagasy:  
Hay hay

# INDRI

*Indri indri*

Malagasy:  
Babakoto







# GERP'S MOUSE LEMUR

*Microcebus gerpi*

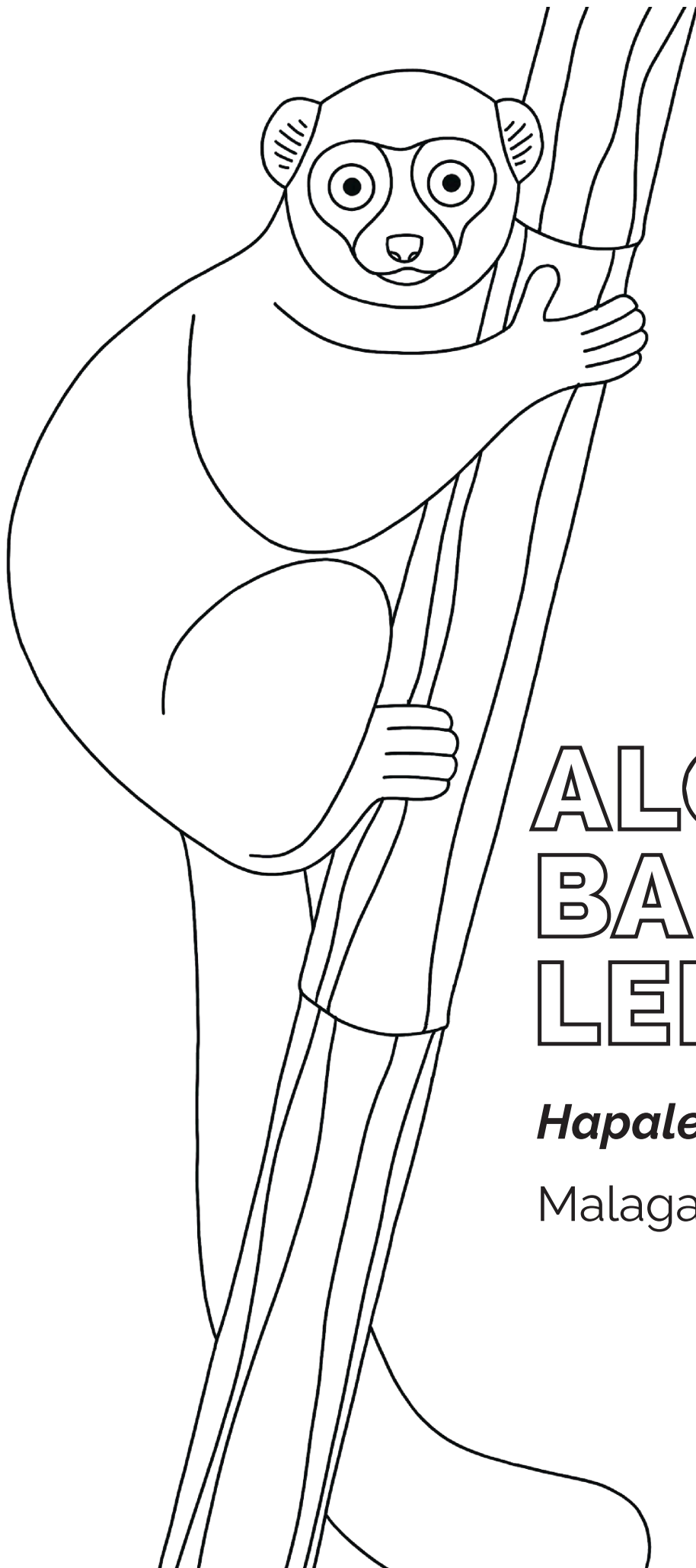
Malagasy: Tsidy an'i Gerp



# DIADEMED SIFAKA

*Propithecus diadema*

Malagasy: Simpona



# ALOATRA BAMBOO LEMUR

*Haplemur alaotrensis*

Malagasy: Bandro

# COMMON BROWN LEMUR

*Eulemur fulvus*

Malagasy: Varikosy





# CROWNED LEMUR

*Eulemur coronatus*

Malagasy: Ankomba



# FORK-MARKED LEMUR

*Phaner furcifer*  
Malagasy: Tanta



# GREATER BAMBOO LEMUR

*Prolemur simus*

Malagasy: Gondroka



# GOLDEN BAMBOO LEMUR

*Hapalemur aureus*

Malagasy: Bokombolomena



# DID YOU KNOW?

## Fun Facts about Lemurs from the Lemur Conservation Network

LEARN ABOUT  
LEMURS



### Lemurs live naturally in Madagascar and nowhere else!

Lemurs arrived on the island of Madagascar about 70 million years ago. They have evolved into over 100 unique species. This includes the species you can see at zoos like black and white ruffed lemurs, red ruffed lemurs, sifakas, common brown lemurs, and ring-tailed lemurs!



### In lemur troops, girls rule!


In lemur society, a female leader leads the social group. This happens quite rarely in mammals. Lemur females show their dominance by marking their territories, snatching food away from the males, and sometimes even kicking them out of sleeping spots!

In the wild, it would not be King Julian, but Queen Juliette!

### Lemurs help the forests grow!

Some lemur species are seed dispersers. This means they help seeds move from one area of the forest to another.

But how? Lemurs eat fruit, but don't digest the seeds. They leap through the forest to new areas. When they poop, they drop seeds to the forest floor. Eventually, seedlings grow and become new trees!



### Lemurs are the world's most endangered group of mammals.

In fact, 98% of lemur species are at risk of extinction and 31% are critically endangered. Together with communities in Madagascar and lemur fans around the world, we can help!

Learn how you can help lemurs at [www.LemurConservationNetwork.org!](http://www.LemurConservationNetwork.org!)