

Celebrate



World Lemur Week

Learn, Play, Create, and more



Learn

Watch Island of Lemurs Madagascar-- You can rent it on Amazon.com

[Island of Lemurs Madagascar Site](#)




Afterward, discuss the history of lemurs, their importance to the environment, the many types, and unique personalities.

Review Informational Text on Lemurs-- Establish Background Knowledge

[Island of Lemurs Madagascar Informational Text](#)

Have student/teacher Lemur Book read-alouds--



Literary Text:

- The Ako Series: Madagascar Lemur Adventures- Dr. Alison Jolly
- A Little Lemur Named Mew- Joyce Powzyk
- The Adventures of Larry the Lemur- Ralph Castaneda
- How to Lose a Lemur- Frann Preston-Gannon
- Lemurs- Angie Marino
- The Lemurs' Tale- Ophelia Redpath

Informational Text:

- For the Love of Lemurs- Patricia Chapple Wright
- Lemurs- Claire Thropp
- Lemur (A Day in the Life-Rain Forest Animals)- Anita Ganeri
- Lemurs!- Becky Wolff
- Let's Learn About Lemurs- Breanne Sartori
- Ring-Tailed Lemurs- Joellie Riley
- Sifaka- Deutsche Don Juan
- Madagascar- Hilary Brandt



Leaping Lemurs Letter Mix Up—



Learn new words. Type the words **LEAPING LEMURS** in large font in a document. Print it out. Have students cut out the individual letter squares. When done, have small, collaborative groups make as many words as they can using the letters from Leaping Lemurs. Share the words on the board when complete.



PLAY

Play Fossa, Fossa, Lemur—Like Duck, Duck, Goose, play a game of Fossa, Fossa,

Lemur. The Fossa is a natural predator of the lemur. We made a sign for the Fossa.

Lemurs are fast!

Play Leap Like a Lemur—

Have students line up outside and have leaping races.

Awesome for an exercise break!



Play Pin the Tail on the Lemur—Make a lemur wall mural. Play this just like Pin the Tail on the Donkey, but make it a lemur and a lemur tail!

Play What Does the Lemur Say?—

Google 'lemurs'; print off several cute pictures.



Distribute various pictures to students; have them practice writing silly

captions for them, adding speech bubbles.


Share as a group.





Create

Create World Lemur Week Awareness Posters--



Include slogans, lemur logos, lemur facts,
the lemur cause, and a call to action:
help save the lemurs and their habitat!

Post around your school to create an awareness.

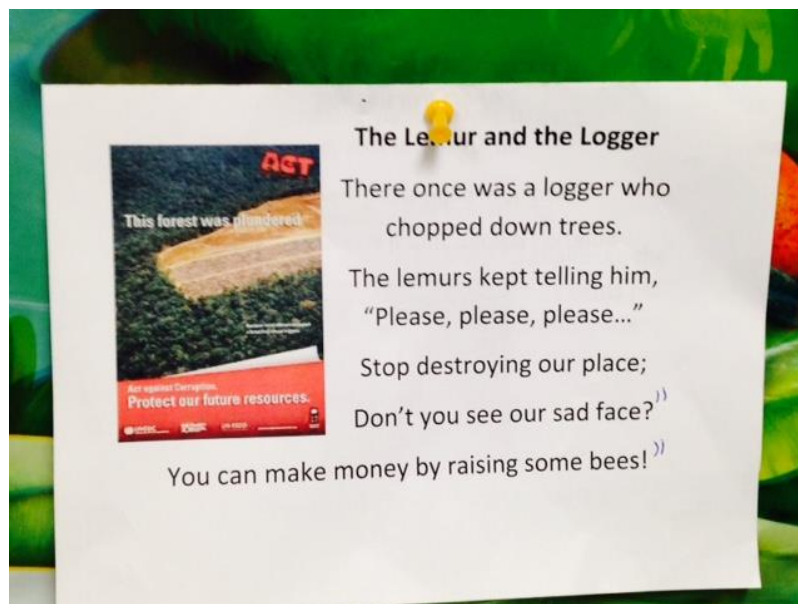


Create Lemuricks--

Write Lemur Limericks—LEMURICKS. After brainstorming lemur words, their importance, the challenges that lemurs face, and a probable solution, have students write Lemur Limericks or Lemuricks conveying their knowledge about lemurs.

[Limerick Template](#)

[Rhyming Dictionary](#)



Create a Lemur Haiku Notecard—

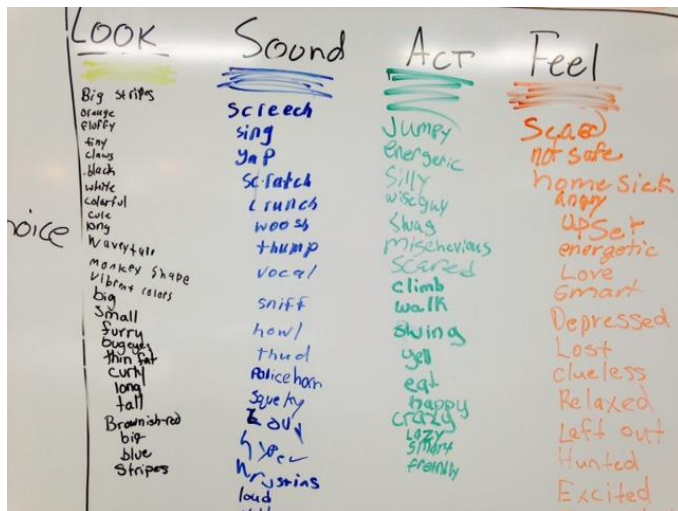
Using the [Haiku Template](#), students can create a lemur haiku, reflecting on a specific lemur, physical and character traits, as well as their rain forest habitat. After, students can watercolor a



lemur scene on
folded 8.5 x 11
paper, copy their
haiku onto the
paper, and continue
to fold to make
notecards.



Create a Lemur Wordle—



Brainstorm sensory words about lemurs using the [Sensory Chart](#) and [Sensory Word List](#).

With those brainstorm words, students can log onto [Wordle](#) and create a Lemur [Wordle](#).





Make

Make a Lemur Stuffie—

If you are up for a creative challenge, have the students design and sew a lemur stuffed animal.



We used a [template](#), or students can create their own template. Students chose fabric, cut out two templates, pinned them together. After a few sewing lessons, students sewed, stuffed, decorated, and named their stuffed lemur. This is a very worthwhile project, though time consuming. My students were never more focused and present in learning than



when they were making and sewing their lemur stuffie.



If time permits, students can tag their lemur stuffie with a name and a backstory.



Make Lemur Hats—

Have students research a specific lemur, writing down basic facts and physical traits. Then, with colored construction paper, they can create a lemur hat reflecting their lemur's traits: color, ears, tail, and eyes. On the front of the hat they should write the name of their lemur and a fun fact. Have students share with others.



Make a Lemur/Rainforest Coloring Mural—



Have students create an outline drawing/mural of the lemurs and the rainforest. Include the various types of lemurs, rain forest foliage, and other rainforest animals. Once complete, share the mural with another class and share the fun as they color it in. [Here is a coloring page to get you started.](#)

Yum! Make Lemur Cookies or Cupcakes—

Decorate regular, round cupcakes with a lemur tail and/or a lemur face. Also, you can order a [lemur cookie cutter](#) from Amazon.com and make ringed-tailed lemur cookies.





Organize

Organize an Adopt-a-Lemur Fundraiser--

Make posters promoting your cause.

Include slogans, lemur logos, the lemur plight, product details of what you are selling, and a call to action. We held a **Lemurs Love Lollipops** and a **LemurCorn** Fundraiser. [Watch the lemurs devour these lollipops!](#) Students sold Yummy Earth Organic Lollipops and Environmental Emerald Colored Popcorn. Proceeds went to [Duke Lemur Center](#) and [Lemur Love](#).



Enjoy your time [Learning thru Lemurs!](#)

Please continue to support these worthy Lemur Conservation Organizations.



[Duke Lemur Center](#),



[Lemur Love](#), and

[Lemur Conservation Network](#)

